




Learning from Home

Year: Reception Wk beg: 8/3/2021	Lesson One	Lesson Two	Lesson Three	Lesson Four	Lesson Five
Monday 8 th March	<p>Name Practice Practice writing your name either on a piece of paper or your name card.</p> <p>Please encourage correct pencil hold – ‘nip, flip and grip’.</p> <p>Make sure your child can form every letter correctly and without a visual. Extend by encouraging your child to write the letters smaller and on a line.</p>	<p>Reading Log onto Bug Club and pick a book to read to your grown up. Ask your child questions about the story and to sound talk the words.</p> <p>https://www.activelearningprimary.co.uk/login?c=0</p> <p>Practice reading some of the sound button words in their home learning pack. e.g. h-u-ff huff Or read and write the tricky words on their key ring.</p>	<p>Maths Listen to and join in with these songs to help learn the days of the week.</p> <p>https://www.youtube.com/watch?v=spi77By9-iA</p> <p>https://supersimple.com/song/days-of-the-week/</p> <p>Ask what day is it today? What day was it yesterday? What day will it be tomorrow?</p> <p>Watch the story ‘What’s the time Mr Wolf?’ https://www.youtube.com/watch?v=9tkkQzI_9JY</p> <p>Talk about the hands on the clock and where they point to show o’clock times.</p>	<p>Phonics Review all letter sounds learnt so far – see flash cards in home learning pack. Focus on learning the digraphs qu ch sh th ng ai ee igh oa oo(long) oo(short) ar ur ow oi ear air</p> <p>Learn the sound ure https://www.youtube.com/watch?v=YwCzf71flBA</p> <p>https://www.youtube.com/watch?v=IK8m-5JQmso</p> <p>Then practice reading these words: fair airport stairs chair cure manure lure insure</p> <p>We have learnt all the sounds in these words so see if your child can sound talk them e.g. f-air</p>	<p>Art Talk with your child about Mother’s Day. Why is this day celebrated? What sorts of things to people do to say thank you to their Mum?</p> <p>Now get creative and make a Mother’s day card using the resources you have at home. There are lots of simple ideas online if you need them.</p> 

Tuesday 9th March	<p>Name Practice Practice writing your name either on a piece of paper or your name card. Please encourage correct pencil hold – ‘nip, flip and grip’.</p> <p>Make sure your child can form every letter correctly and without a visual. Extend by encouraging your child to write the letters smaller and on a line.</p>	<p>Reading Log onto Bug Club and pick a book to read to your grown up. Ask your child questions about the story and to sound talk the words.</p> <p>https://www.activelearningprimary.co.uk/login?c=0</p> <p>Practice reading some of the sound button words in their home learning pack. e.g. h-u-ff huff Or read and write the tricky words on their key ring.</p>	<p>Maths Listen to and join in with these songs to help learn the days of the week.</p> <p>https://www.youtube.com/watch?v=spi77By9-iA</p> <p>https://supersimple.com/song/days-of-the-week/</p> <p>Ask what day is it today? What day was it yesterday? What day will it be tomorrow?</p> <p>Talk with your child about what they do at different times of the day. Try to keep it to o'clock times. So you might get up at 7o'clock, go to school at 9 o'clock, have lunch at 12 o'clock etc. If you can talk about where the hands would be on the clock at these times.</p>	<p>Phonics Review all letter sounds learnt so far – see flash cards in home learning pack. Focus on learning the digraphs qu ch sh th ng ai ee igh oa oo(long) oo(short) ar ur ow oi ear air ure</p> <p>Learn the sound er https://www.youtube.com/watch?v=WaxZN4BZjgc</p> <p>Next ask your child to write these words: pure sure manure manicure term kerb sister dinner</p> <p>We have learnt all the sounds in these words so see if your child can sound talk them e.g. p-ure</p>	<p>Handwriting Help your child to practice writing the letters that make the sounds ure and er.</p> <p>Try to encourage your child to hold the pen/pencil correctly. Look at the nip, flip and grip poster if you feel your child needs help with their pencil grip.</p> <p>Make sure that your child is forming the letters correctly and correct them if needed.</p>
Wednesday 10th March	<p>Name Practice Practice writing your name either on a piece of paper or your name card.</p> <p>Please encourage correct pencil hold – ‘nip, flip and grip’.</p> <p>Make sure your child can form</p>	<p>Reading Log onto Bug Club and pick a book to read to your grown up. Ask your child questions about the story and to sound talk the words.</p> <p>https://www.activelearningprimary.co.uk/login?c=0</p>	<p>Maths Children make families of three snakes of different lengths out of playdough.</p> <p>They arrange them in order, shortest first. Which snake is the longest snake? And the shortest?</p> <p>Ask children to measure their snakes using cubes.</p>	<p>RE Learn about Palm Sunday.</p> <p>https://www.youtube.com/watch?v=ITmbTuutBgg</p> <p>https://www.youtube.com/watch?v=Kht2SR8P0ko</p>	<p>PE</p> <p>https://www.youtube.com/watch?v=14ou-fpIEi4</p> <p>https://www.youtube.com/watch?v=h5PpLvMvW2s</p>

	<p>every letter correctly and without a visual. Extend by encouraging your child to write the letters smaller and on a line.</p>	<p>Practice reading some of the sound button words in their home learning pack. e.g. h-u-ff huff Or read and write the tricky words on their key ring.</p>		<p>Hand Palm Leaf</p> <div> <p>You will need: Green card Pencils Scissors Glue Sticky tape Lollipop stick</p>  </div> <p>Instructions</p> <ol style="list-style-type: none"> 1. Draw around your hand on the card. Do this three times. You might need help from a grown-up. 2. Cut out the hand shapes. 3. Glue or tape the hand shapes to the lollipop stick. Make sure you spread the hands out to make it look like the leaves of a palm tree. 	
<p>Thursday 11th March</p>	<p><u>Name Practice</u> Practice writing your name either on a piece of paper or your name card.</p> <p>Please encourage correct pencil hold – ‘nip, flip and grip’.</p> <p>Make sure your child can form every letter correctly and without a visual. Extend by encouraging your child to write the letters smaller and on a line.</p>	<p><u>Reading</u> Log onto Bug Club and pick a book to read to your grown up. Ask your child questions about the story and to sound talk the words.</p> <p>https://www.activelearningprimary.co.uk/login?c=0</p> <p>Practice reading some of the sound button words in their home learning pack. e.g. h-u-ff huff Or read and write the tricky words on their key ring.</p>	<p><u>Maths</u> Watch and talk about these ‘telling the time’ songs. What time is it? How do you know?</p> <p>https://www.youtube.com/watch?v=xJBek5XCexw</p> <p>https://www.youtube.com/watch?v=q6tJAY_7AL4</p>	<p><u>Phonics</u> Practise reading and writing tricky words I, no, go, to, the & into. Tricky word cards in home learning packs.</p> <p>https://www.youtube.com/watch?v=TvMyssfAUx0</p>	<p><u>Literacy</u> Using the Mother’s Day card you created on Monday. Write a complimentary message inside the card for your Mum.</p> <p>‘To Mum’ ‘You are pretty’ ‘Love from...’</p> <p>Encourage your child to sound talk the words they use.</p>

Friday 12^h March	Name Practice Practice writing your name either on a piece of paper or your name card. Please encourage correct pencil hold – ‘nip, flip and grip’. Make sure your child can form every letter correctly and without a visual. Extend by encouraging your child to write the letters smaller and on a line.	Reading Log onto Bug Club and pick a book to read to your grown up. Ask your child questions about the story and to sound talk the words. https://www.activelearningprimary.co.uk/login?c=0 Practice reading some of the sound button words in their home learning pack. e.g. h-u-ff huff Or read and write the tricky words on their key ring.	Maths Make a clock face with your child. Draw and cut out a circle. Encourage your child to label their clock by placing the numbers on the clock in the correct position. <i>Draw 3, 6, 9, 12 first to support them if needed and then write the other numbers.</i> <i>Extend by making a short and long hand and model telling the time to o'clock.</i> <i>"Can you show me 4 o'clock?"</i>	Phonics Practice reading and writing tricky words I, no, go, to, the & into . Tricky word cards in home learning packs. Can you put each word into a sentence? E.g. I can skip. Let's jump into the pool. https://www.youtube.com/watch?v=TvMyssfAUx0	Handwriting We are going to practice writing numerals correctly in school. We are going to focus on forming numerals 1-5. Practice writing each numeral 5 times. Encourage them to use correct pencil grip and to start each number at the right place. https://www.youtube.com/watch?v=DzKqCmjVXLI
------------------------------------	---	--	--	---	---

Please be aware that your home filter may allow unsuitable links to pop up when watching any YouTube video.

We would love to see any photos of the learning you are doing at home. Please send these to YRteacher@littleham.devon.sch.uk

Please let us know if you need any additional resources to help your child to complete their home learning with you at home.