


# Year 5 Learning from Home Grid

## Week Beginning 25.01.21

	<p><b>Learning Behaviours</b></p> <p><b>In school we are really thinking about:</b></p> <p><b>Questioning</b></p> <p>Ask questions of yourself and others. Be curious and playful in your thinking, just like a cat.</p> 
<p>Please ensure that you monitor any YouTube clips for ads and ensure that your children only click on the links to the videos that I have included.</p>	
Monday	<p><b>Collective Worship:</b></p> <p>Follow the link to Mrs Padbury's Collective Worship on Google Classroom</p> <p><b>PE:</b></p> <p>If you can get outside to 'Get Active,' all to the good. If not try last Friday's Joe Wick's workout. <a href="https://youtu.be/ke04O2ma7eI">https://youtu.be/ke04O2ma7eI</a></p> <p>Alternatively, some of the links here, which will be attached to Google Classroom.</p> <p>The 25minute Body workout. Can you stay the distance?</p> <p><a href="https://youtu.be/qtX_Frk0buU">https://youtu.be/qtX_Frk0buU</a></p> <p><b>Reading</b></p> <p>Share a book, or individually. Remember to read with expression and talk about the main character's, or key points of the text. Try the 'Inference' Reading activity as an alternative.</p> <p><b>Maths:</b></p> <p>Concentrate on your Times Tables and complete the Times Table wheel as quickly as you can. (See Google classroom). TT Rock Stars is also there to help you.</p> <p><b>Living things and their habitats:</b></p> <p>In school we will be starting on our booklets, or power points. Make sure that you have your information gathered, with plenty of labelled illustrations and diagrams. Photos, if you are making a power point. Remember to focus on Life Cycles of your creature(s). We will be continuing with this until half-term. Do carry on taking notes if you need to. We are excited to see what you come up with!</p>

	<p><b>Science:</b>  <i>Understand how a pulley works.          Use the sheet as a basis for the experiment and record findings. Focus on Prediction, method and results.          Where else might you find pulleys?          Why are they useful? Look around at home where pulleys are used. Research where pulleys have been used too. ( PDF on Google classroom).</i></p> <p><b>French:</b>  <i>To learn the parts of the body. (The face).          Watch the video. ( More than once if you like).  <a href="https://youtu.be/UNCEy-q8qEM">https://youtu.be/UNCEy-q8qEM</a>          On a piece of paper, draw your face and see if you can label the different parts in French?          Then watch the video again.</i></p>
Tuesday	<p><b>Reading:</b>  <i>The Demon Dentist  <a href="https://classroom.thenational.academy/lessons/to-engage-with-the-text-6mu32d">https://classroom.thenational.academy/lessons/to-engage-with-the-text-6mu32d</a></i></p> <p><b>English:</b>  <i>To plan a double page spread in the style of Inside the Villains  <a href="https://www.loom.com/share/a78f0a60d6544d5a94471478bd415229">https://www.loom.com/share/a78f0a60d6544d5a94471478bd415229</a></i></p> <p><b>Maths:</b>  <i>Use short multiplication to multiply 3-digit numbers by single digit-numbers including amounts of money.          Go to Google classroom or find the information in your pack.</i></p> <p><b>History:</b>  <i>Go to Google Classroom or find the information in your pack. Look at the cards about Anne Boleyn, they are a timeline but they are not in the correct order!          Use these cards to write a short biography of her life starting from her birth and ending with her death. A biography is when an author writes about the life of another person, I would start like this:          Anne Boleyn is one of Henry VIII's most infamous wife's, who is most known for having her head chopped off! It is not clear when Anne was born but it is believed to be between 1501 and 1507. She was born in...</i></p> <p><b>Tudor Dance:</b>  <a href="https://bbc.co.uk/bitesize/clips/zt4kjxs">https://bbc.co.uk/bitesize/clips/zt4kjxs</a>  <i>Watch the Tudor Dance - Go to Google Classroom or find the information in your pack and fill in the grid with your observations.</i></p>

Wednesday	<p><b>Reading:</b>  <i>The Demon Dentist</i>  <a href="https://classroom.thenational.academy/lessons/to-answer-questions-on-the-text-part-1-ccrp2d">https://classroom.thenational.academy/lessons/to-answer-questions-on-the-text-part-1-ccrp2d</a></p> <p><b>English:</b>  <i>To write an introduction in the style of Inside the Villains</i>  <a href="https://www.loom.com/share/e41f5c4215574a06a862d1f8f333b64b">https://www.loom.com/share/e41f5c4215574a06a862d1f8f333b64b</a></p> <p><b>Collective Worship:</b>  <i>Exmouth Coastal Churches</i>  <a href="https://www.youtube.com/watch?v=ibcdh2V0VtQ&amp;list=PLqWt6-ghTKHF_Yb18Npn-NiOkRTQ-9-yp">https://www.youtube.com/watch?v=ibcdh2V0VtQ&amp;list=PLqWt6-ghTKHF_Yb18Npn-NiOkRTQ-9-yp</a>  <i>Look at the playlist on the side for the Collective Worship for this week</i></p> <p><b>Maths:</b>  <i>Converting between millilitres and litres.</i>  <i>Go to Google classroom or find the information in your pack.</i></p> <p><b>Art:</b>  <i>Work through the PowerPoint on Google Classroom and create your own miniature backing.</i></p> <p><b>PSHE:</b>  <i>Follow the presentation on Google Classroom Family Mental Health and Wellbeing</i></p>
Thursday	<p><b>Reading:</b>  <i>The Demon Dentist</i>  <a href="https://classroom.thenational.academy/lessons/to-analyse-characters-cmu3gd">https://classroom.thenational.academy/lessons/to-analyse-characters-cmu3gd</a></p> <p><b>English:</b>  <i>To write a fairy tale in the style of Inside the Villains</i>  <a href="https://www.loom.com/share/b5696d3daa9e49348f083c267cc0481f">https://www.loom.com/share/b5696d3daa9e49348f083c267cc0481f</a></p> <p><b>Collective Worship:</b>  <i>ICE Exeter</i>  <a href="https://youtu.be/owcTOt_34uU">https://youtu.be/owcTOt_34uU</a></p> <p><b>Maths:</b>  <i>Converting between miles and kilometres</i>  <i>Go to Google classroom or find the information in your pack.</i></p> <p><b>Outdoor Learning:</b>  <i>Go to Google Classroom (or your paper pack) and follow the instructions to make your own binoculars for investigating wildlife. How easy are the instructions to follow, how could you adapt them to make them clearer?</i>  <i>You could also do some cooking with your grown up - we will be making pancakes in our outdoor learning time. If you can make something at home (you could even help with cooking lunch or dinner!), please take a photo and send it in to us at <a href="mailto:Y5Teacher@littleham.devon.sch.uk">Y5Teacher@littleham.devon.sch.uk</a></i></p>

Friday

**Reading:**




*The Demon Dentist*

<https://classroom.thenationalacademy/lessons/to-answer-questions-on-the-text-part-2-75j3je>

**English:**

*To publish your story and share it with your family. Today I would like you to publish (write up in best) your work from this week in the style of Inside the Villains, think carefully about the layout and the illustrations. You could even draw your main character with pop up/fold out parts. (See the photos below for ideas!) When you have completed this work share it with your family and remember if you can please take a photo of your work and send it to*

[Y5Teacher@littleham.devon.sch.uk](mailto:Y5Teacher@littleham.devon.sch.uk)



**Maths:**

*Problem solving and reasoning*

*Go to Google classroom or find the information in your pack.*

	<p><b>ICT:</b>  <i>Features of an effective video</i>  <a href="https://classroom.thenational.academy/lessons/features-of-an-effective-video-74w3ee">https://classroom.thenational.academy/lessons/features-of-an-effective-video-74w3ee</a></p> <p><b>RE:</b>  <i>What do we think of when we think of Christmas?</i>  <a href="https://www.youtube.com/watch?v=LUmPzwLNiMk">https://www.youtube.com/watch?v=LUmPzwLNiMk</a>  <a href="https://www.youtube.com/watch?v=kuRn2S7iPNU">https://www.youtube.com/watch?v=kuRn2S7iPNU</a>  <a href="https://www.youtube.com/watch?v=yg4Mq5EAEzw">https://www.youtube.com/watch?v=yg4Mq5EAEzw</a>  <a href="https://www.bbc.co.uk/teach/class-clips-video/religious-studies-KS2-christmas/z4xcjhv">https://www.bbc.co.uk/teach/class-clips-video/religious-studies-KS2-christmas/z4xcjhv</a></p> <p><i>Watch the adverts and fill in the grid on Google Classroom or in your pack.  How does this relate to the birth of Jesus and the idea of Jesus as the Messiah?</i></p>
--	--