

Learning from Home




Perseverance


Keep trying and never give up even when learning is difficult. A tortoise is slow but they persevere and get there in the end.



Year: Reception	Lesson One	Lesson Two	Lesson Three	Lesson Four	Lesson Five
Wk beg: 18/01/2021					
Collective Worship	Choose a time to watch Mrs Padbury's Collective Worship on Perseverance shared on your child's Google Classroom.				
Monday 18 th January	Name Practise Support your child to order the letters of their name using the letter cards in their home learning packs, or magnetic letters if you have them. Then get them to have a go at writing their name. Try to encourage your child to hold the pen/pencil correctly. Look at the nip, flip and grip poster if you feel your child needs help with their pencil grip.	Reading Log onto Bug Club and pick a book to share. Ask your child to tell you what happened at the beginning, middle and end of the story. https://www.activelearnprimary.co.uk/login?c=0 Log in details are at the front of your child's reading record. Then practise reading some of the sound button words in their home learning pack. e.g. s-a-t sat	Maths Sing 'One potato, two potato'. You could sing along with this animated version of 'One potato, two potato' from www.YouTube.co.uk . Show your child two teddies and discuss which is taller and which is shorter. Add a 3rd teddy and ask them to put them in order of height. Use large cubes (e.g. Duplo or Mega Blocks if you have them) to measure their heights, writing down each number. Finally, if you can, print the goat pictures from Google Classroom, then help your child to cut them out and order them by size.	Phonics Review all letter sounds learnt so far – see flash cards in home learning pack + j v w x y z zz Learn the sound qu https://www.youtube.com/watch?v=WyeO5KFntZU&feature=youtu.be Then practise reading these words: Zak zip zebra quit quick squid We have learnt all the sounds in these words so see if your child can sound talk them e.g. z-i-p zip	Literacy In school we are learning to retell the story of the Three Billy Goats Gruff. We use 'Talk for Writing' to help us to remember the story using actions and pictures. Listen to Mrs Land reading the story so far on Google Classroom. Can you have a go at retelling some of the story? Encourage your child to notice the repetitive language.

<p>Tuesday 19th January</p>	<p>Name Practise Practice writing your name on your name card. You will find this in your child's home learning pack.</p> <p>Please encourage correct pencil hold – 'nip, flip and grip' and letter formation.</p>	<p>Reading Log onto Bug Club and pick a book to share. Ask your child to tell you what happened at the beginning, middle and end of the story. https://www.activelearnprimary.co.uk/login?c=0</p> <p>Log in details are at the front of your child's reading record.</p> <p>Then practise reading some of the sound button words in their home learning pack. e.g. s-a-t sat</p>	<p>Maths Place numbers cards 1-10 from your home learning pack in order. Turn over 4 of the numbers. Point to missing numbers in turn and ask your child to suggest what is missing, count along the line to check. Now turn the cards back around. Repeat with 4 other numbers.</p> <p>Now ask Where are the bigger numbers on this line? And the smaller numbers?</p> <p>Point to the number 5. Is 3 more or less than 5? Is 8 more or less than 5? Repeat with different numbers.</p> <p>If your child is unsure, make two towers: one of the number pointed to and the other number you are asking them about.</p>	<p>Phonics Review all letter sounds learnt so far – see flash cards in home learning pack.</p> <p>Learn the sound ch https://www.youtube.com/watch?v=tuzFWRkKh8A</p> <p>Then practise reading these words: quiz quack squid quill chum chop much chug</p> <p>We have learnt all the sounds in these words so see if your child can sound talk them e.g. qu-i-z quiz</p>	<p>Handwriting Help your child to practise writing the letters that make the sounds qu and ch.</p> <p>Try to encourage your child to hold the pen/pencil correctly. Look at the nip, flip and grip poster if you feel your child needs help with their pencil grip.</p> <p>Handwriting sheets – On Google Classroom</p>
<p>Wednesday 20th January</p>	<p>Name Practise Practice writing your name on your name card. You will find this in your child's home learning pack.</p> <p>Please encourage correct pencil hold – 'nip, flip and grip' and letter formation.</p>	<p>Reading Log onto Bug Club and pick a book to share. Encourage your child to predict what will happen next. https://www.activelearnprimary.co.uk/login?c=0</p> <p>Then practise reading some of the sound button words</p>	<p>Maths REVISIT: Mr R's Days of the Week Sing-along Song from www.YouTube.com. https://youtu.be/spi77By9-iA</p> <p>Introduce the idea of a minute as a length of time. Follow the sheet and add to it. https://youtu.be/971iR4I5FBE</p> <p>Play the song which lasts a</p>	<p>RE: Focus on Creation Play: https://youtu.be/x2VkdVCvRN8</p> <p>Focus on the differences between jelly we eat and jellyfish. As part of creation jellyfish were created. We also eat jelly, but how are they different? Colour the outline of the jellyfish attached.</p>	<p>PE *Experiment with different ways of moving *Jumps off an object and lands appropriately. If you have a garden, then adapt and try these out. As long as the children can have a chance to be active and get some fresh air, that would be great. There are lots of clips on You Tube etc, such as the one on the link below.</p>

		in their home	minute!	 JELLYFISH OUTLINE.pdf	https://youtu.be/3_oIssULEk0
Thursday 21st January	<p><u>Name Practise</u> Practice writing your name on your name card. You will find this in your child's home learning pack.</p> <p>Please encourage correct pencil hold – 'nip, flip and grip' and letter formation.</p>	<p><u>Reading</u> Log onto Bug Club and pick a book to share. Encourage your child to predict what will happen next. https://www.activeprimary.co.uk/login?c=0</p> <p>Then practise reading some of the sound button words in their home learning pack. e.g. s-a-t sat</p>	<p><u>Maths</u> To compare heights Children make a town of different height buildings using construction materials, such as bricks or food packaging.</p> <p>Encourage them to compare their heights, either by direct comparison or by counting the bricks. <i>Which building is the tallest?</i> <i>How do you know?</i> <i>And which is the shortest?</i></p> 	<p><u>Phonics</u> Review all letter sounds learnt so far – see flash cards in home learning pack. + j v w x y z zz qu ch</p> <p><u>Learn the sound sh</u> https://www.youtube.com/watch?v=7fE27v8n7Vw&feature=youtu.be</p> <p>Then practice reading these words: chat ch-a-t chin chest chips shut dish Josh shock sh-o-ck</p>	<p><u>Literacy</u> Read the story of Little Red Riding Hood.</p>  <p>T-T-5157-Little-Red-Riding-Hood-Story-Pc</p> <p>After reading ask your child 'Who were the characters in this story?' 'Who was the bad character?' 'Where is the story set?'</p>
Friday 22nd January	<p><u>Name Practise</u> Practice writing your name on your name card. You will find this in your child's home learning pack.</p> <p>Please encourage correct pencil hold – 'nip, flip and grip' and letter formation.</p>	<p><u>Reading</u> Log onto Bug Club and pick a book to share. Ask your child to share their favourite page with you. https://www.activeprimary.co.uk/login?c=0</p> <p>Then practise reading some of the sound button words</p>	<p><u>Maths</u> I can say which number is bigger and number is smaller Put up to 10 of 2 different coloured objects in a water tray or just a larger container, e.g. red and yellow.</p> <ul style="list-style-type: none"> - Children say whether there are more red or yellow fish/objects? <p>Ask questions such as * Are there more red fish or</p>	<p><u>Phonics</u> Review all letter sounds learnt so far – see flash cards in home learning pack. + j v w x y z zz qu ch sh</p> <p><u>Learn the sound ng</u> https://www.youtube.com/watch?v=DgD6yCIO3pw&feature=youtu.be</p> <p>Then practice reading these words: ship sh-i-p</p>	<p><u>Handwriting</u> Help your child to practise writing the letters sh and ng</p> <p>Try to encourage your child to hold the pen/pencil correctly. Look at the nip, flip and grip poster if you feel your child needs help with their pencil grip.</p> <p>Handwriting sheets – On Google Classroom</p>

		<p>in their home learning pack. e.g. s-a-t sat</p>	<p>yellow fish? How do you know? *Are there fewer red or yellow fish? * How many red fish are there? And yellow fish? Where are those 2 numbers on the number line? Which is the bigger number?</p> 	<p>flash fish shell song hang rung</p> <p>r-u-ng</p>	
--	--	--	--	--	--