







# Learning from Home



Year: Nursery Wk beg: 12.10.20	Lesson One PSED	Lesson Two Mathematics	Lesson Three Letters & Sounds Phase 1	Lesson Four Learning to write	Lesson Five Physical development
Monday	Make a "things I like" or "things I'm good at" collage. You can encourage children to cut up photos, magazine/newspaper/catalogue pictures to make a collage celebrating themselves.	We are still working on lots of counting for purpose. Perhaps beginning to think about how numbers look. <u>Counting challenge:</u> Can you play hide and seek. Count loudly to 10 then say "coming ready or not!"	Recap Teddy is lost in the jungle. Adult hides teddy for child to find but uses voice to give clue to the location by getting louder the closer they get and quieter the further away they are. Chant "Teddy is lost in the jungle" louder and quieter as appropriate until they find it!	<u>Today's mark making challenge:</u> make marks in flour: 	<u>Gross motor:</u> Do some "Sticky Kids" activity songs <a href="#">Here</a> is their YouTube channel. We love <a href="#">Funky Monkey</a> and <a href="#">if you're happy</a> try them at home. No YouTube no probs! Do some heads shoulders knees and toes at home.
Tuesday	Work on your child's ability to say what they like and don't like. You could use pictures or real life objects. Sort things in to two piles like and don't like. Fruit and Veg is a good example ☺	<u>Counting challenge 2:</u> Make some numeral cards to use for home learning. <a href="#">Free printables</a> or make your own.	Do some rhythm play. Use hands to clap or a saucepan and wooden spoon as a drum. Encourage children to play rhythmically. You could count 1...2...3...1...2...3... or sing!	<u>Today's mark making challenge:</u> How about doing some colouring in? Can you colour inside the lines yet? Here's some colouring in you can print: <a href="#">toddler colouring</a> .	<u>Fine motor:</u> Play with pegs! Whether it's putting pegs on a container or pegging out washing playing with pegs is brilliant pincer grip development (essential pre-writing skill).
Wednesday	Help your grown-up with some chores/errands be brave and talk to new grown-ups about what you want/need.	<u>Counting challenge 3:</u> Can you find some leaves conkers flowers or seeds. Match the right number with your numeral card.	Listen to and share rhyming stories. <a href="#">Here</a> is a great Axel Scheffler read through or read some you have at home.	<u>Today's mark making challenge:</u> Make Mrs Phillips a card to say hello!	<u>Gross motor:</u> Explore jumping. Indoors or out work on bent knees and safe landings! Children secure jumping any age between 12 months and 3 years!
Thursday	Make an award for & with your child and get them to talk to you about what they might win it for or for younger children set them a little achievable mission (eat all your tea, try a carrot, go to the potty) and then present them with the award.	<u>Counting challenge 4:</u> Can you label cups with numerals and get your child to count the right number of something. (pasta, shells, peas) into the cup.	Play "describe it find it". Put 5-10 objects out on the floor or table (household items toys whatever you like!). Adult describes the object and the child has to "find" the right one from the pile.	<u>Today's mark making challenge:</u> Can you practice those numerals again please! <b>0 1 2 3 4 5 6 7 8 9 10</b>	<u>Fine motor:</u> Thread cereal onto thread /pipe cleaner to make a bird feeder. 
Friday	Set yourselves family challenge! Something that is fun and has a sense of achievement whether it is building a den, making a structure from marshmallows and spaghetti or making your own playdough. Talk about how good it feels to achieve something and to be proud of your efforts as well as your outcomes.	<u>Counting challenge 5:</u> Number sensory art: Use any medium (sand, glitter, salt, rice) to rub over glue to make sensory numerals: 	Listen to the beat: Use something you can tap or bang to play different rhythms. Remind children to use "listening ears" & move in time to the beat – fast, slow, skipping, marching, etc. Keep the beat simple at first (e.g. suitable for marching) then move on to more complex rhythms for the children to skip or gallop to.	<u>Today's mark making challenge:</u> Make sensory bags and do some mark making: Cheap hair gel is easy to use and can be coloured with food colouring. You could use shower gel, shaving foam, bubble bath whatever you have to spare. 	<u>Gross motor:</u> Play with balloons! Not only is it fun but its' great for children's gross motor. Little ones can jump, run, stretch, try to hit, catch, sit on, and explore different ways of carrying balloons. 