







Learning from Home



Year: 5 Wk beg: 18.1.21	Lesson One	Lesson Two	Collective Worship	Lesson Three	Lesson Four	Lesson Five
Monday	<p>PE</p> <p>Either join Joe Wicks for this morning's workout, or just use this link to get the one from last Friday!</p> <p>https://youtu.be/lOk6XqfFEUo</p> <p>Remember that there is nothing quite like getting out and doing some aerobic routines, or practice ball games with others at home.</p> <p><u>READING.</u></p> <p>Read for 20 minutes or so, trying to work on your expression.</p>	<p>MATHS</p> <p>Learn multiplication facts. MULTIPLICATION MASH UP! A FUN WAY TO LEARN YOUR MULTIPLICATION FACTS IN A FUN WAY! Watch the video and join in!</p> <p>https://www.youtube.com/watch?v=EgjCLhoI9Mk&autoplay=0</p> <p> learn-a-times-table-practice-activity-sheet.pdf</p> <p>If you are confident with your times tables, then time yourself to see how quickly you can complete the activities.</p>	<p>Collective Worship with Mrs Padbury - SEE GOOGLE CLASSROOM</p>	<p>LIVING THINGS AND THEIR HABITATS</p> <p>The children in class have started taking notes about the creatures they have chosen to study, focusing on 'Life Cycles.' (They will look at plants at a later date!)</p> <p>They include- Silverback Gorilla, The Emerald Tree Boa, Bees, Cheetahs, Dolphins and Jellyfish. Ideal for Exmouth! This week, we will continue to research and make labelled diagrams, ready to either start a 'Back to Back' booklet, or a power point. Let us know how you are getting on and what your choice is.</p>	<p>SCIENCE</p> <p>Understand how gears work.</p> <p>https://youtu.be/5kib5aGuq70</p> <p>Watch the video on how gears work.</p> <p>Look for examples of gears at home and how they help us.</p> <p>Then complete the worksheet. The power point might help too.</p> <p> Levers Pulleys and Gears Task Setter Pow</p> <p> Gears worksheetpdf.pdf</p>	<p>FRENCH</p> <p>Learn weather phrases. Listen to and practice out loud the weather phrases from the clip.</p> <p>https://youtu.be/G8iBwQUyY-E</p> <p>Try this song!</p> <p>https://youtu.be/eBvJVOuBPXI</p> <p> Draw-the-Weather-Worksheet-French.pdf</p>

IF CLICKING THE LINK DOES NOT WORK, PLEASE CUT AND PASTE THE LINK IN TO YOUR WEB BROWSER

Tuesday	<p>READING</p> <p>I was a Rat - Phillip Pullman</p> <p>Engage with the text</p> <p>https://classroom.thenationalacademy/lessons/to-engage-with-the-text-6mw38c</p>	<p>ENGLISH</p> <p>Generate synonyms - GO TO GOOGLE CLASSROOM</p>		<p>MATHS</p> <p>Find prime numbers less than 50 - GO TO GOOGLE CLASSROOM</p>	<p>HISTORY</p> <p>Timeline of Henry's marriages - write 5 questions about his marriages e.g. Why did he marry 6 times? - GO TO GOOGLE CLASSROOM</p>	<p>GEOGRAPHY</p> <p>Compare and contrast maps of Tudor London and modern London - GO TO GOOGLE CLASSROOM</p>
Wednesday	<p>READING</p> <p>I was a Rat - Phillip Pullman</p> <p>Answer questions on a text part 1</p> <p>https://classroom.thenationalacademy/lessons/to-answer-questions-on-the-text-part-1-cru68t</p>	<p>ENGLISH</p> <p>Recognise how brackets and dashes are used - GO TO GOOGLE CLASSROOM</p>	<p>Exmouth Coastal Churches -</p> <p>https://www.youtube.com/watch?v=ibcdh2VOVtQ&list=PLqWt6-ghTKHF_Yb18Npn-Ni0kRTQ-9-yp</p> <p>Look at the playlist on the side for the Collective Worship this week.</p>	<p>MATHS</p> <p>Revise using grid multiplication to multiply 3-digit numbers by single-digit numbers. - GO TO GOOGLE CLASSROOM</p>	<p>PSHE</p> <p>Keep yourself hydrated - GO TO GOOGLE CLASSROOM</p>	<p>ART</p> <p>Create your own portrait as a Tudor miniature - GO TO GOOGLE CLASSROOM</p>
Thursday	<p>READING</p> <p>I was a Rat - Phillip Pullman</p> <p>Analyse characters</p> <p>https://classroom.thenationalacademy/lessons/to-analyse-characters-c8w3jt</p>	<p>ENGLISH</p> <p>Identify a range of cohesive devices - GO TO GOOGLE CLASSROOM</p>	<p>ICE EXETER -</p> <p>https://www.youtube.com/watch?v=gRLxKiuNVxk&list=PLMVzYqJcG7RcD_QgMd3h8XPvG6v</p>	<p>MATHS</p> <p>Use short multiplication to multiply 3-digit numbers by single-digit numbers. - GO TO GOOGLE CLASSROOM</p>	<p>OUTDOOR LEARNING</p> <p>Think about the video you watched last week, how many birds, animals or insects can you spot from your home? Write down 5 things that you can see and why you think they live there.</p>	

IF CLICKING THE LINK DOES NOT WORK, PLEASE CUT AND PASTE THE LINK IN TO YOUR WEB BROWSER

			hDnGqB&index=7			
Friday	<p>READING</p> <p>I was a Rat - Phillip Pullman</p> <p>Answer questions on a text part 2</p> <p>https://classroom.thenational.academy/lessons/to-answer-questions-on-the-text-part-2-crv66c</p>	<p>ENGLISH</p> <p>Write an introduction for a villain -GO TO GOOGLE CLASSROOM</p>		<p>MATHS</p> <p>Choose and use the most appropriate method to multiply. - GO TO GOOGLE CLASSROOM</p>	<p>ICT</p> <p>Using a device</p> <p>https://classroom.thenational.academy/lessons/using-a-device-6tjkgr</p>	<p>RE</p> <p>Write a newspaper report about the arrival of the Messiah. - GO TO GOOGLE CLASSROOM</p>

This week our learning animal is the tortoise, please can your adult look for times when you are showing this learning behaviour. If possible, your adult could email any examples of your perseverance to me and I will add them to our class display.

Perseverance

Keep trying and never give up even when learning is difficult. A tortoise is slow but they persevere and get there in the end.



IF CLICKING THE LINK DOES NOT WORK, PLEASE CUT AND PASTE THE LINK IN TO YOUR WEB BROWSER