















Learning from Home



Year: Nursery Wk beg: 8.3.21	Lesson One Literacy	Lesson Two Learning to write	Lesson Three Mathematics	Lesson Four Cross curricular & PSED	Lesson Five Physical development
Monday	<p>Last week of the Bear Hunt story. Today is an assessment piece which I would really like to see in school. There is a fill in the blanks type activity to see how much of the story your child remembers. So show them the picture, read the part of the sentence that is there and see if they can tell you the missing word. REMEMBER don't give them any hints I want an honest reflection of what they have learnt, please write down their answers as they say them.</p>	<p><u>Today's mark making challenge:</u> Please can you fill a small tray with enough flour to hide the base. Children can use fingers or any household items to make marks (lines circles, squiggles or letter shapes) in the flour. Keep this tray for tomorrows numerals challenge!</p> 	<p><u>Numerals challenge:</u> Nice and easy one today can you go looking for numerals in the environment. You could do this as part of your daily exercise when you go out and about or you could do it around your home. The objective is to encourage the children to be interested in numerals in the environment and begin to recognise numerals.</p>	<p>This week in Nursery we are trying to learn lots of New Songs and Nursery rhymes. Why don't you join us. Your challenge is to learn three new Nursery rhymes this week. There is a Nursery rhyme lyrics file on the website but if you don't know the tune you may have to look it up on YouTube!</p>	<p><u>Gross motor:</u> Try this simple arrow jumping game. Cut a piece of paper into 6-8 rectangles & draw an arrow on each one. Put them facing different directions in and then take turns to jump the directions of the arrows.</p> 
Tuesday	<p>We are going to have a go at being inventive and writing our own part of the story. TODAY'S job is to have a go at encouraging your child to change the words for the settings. So pick three different settings or obstacles that aren't in the story and have a go. You could do a beach, waves, pond, play park, hail storm, etc.</p>	<p><u>Today's mark making challenge:</u> Draw a picture of your family going on a bear hunt. Be sure to draw everyone don't leave anyone out!</p> 	<p><u>Numerals challenge:</u> Using resources from yesterday please have a go at writing numerals in flour. Children can copy yours or look at a picture to copy.</p> 	<p>In school we are making salt dough/clay candle holders and mother's day cards for our mums or loved ones. You could have a go at this at home. Here is a good recipe for salt dough. Make a decorate a candle holder over the next few days. We are making handprint cards too.</p>  	<p><u>Fine Motor:</u> Have a go at developing scissor skills today by making some "long wavy grass" by snipping down green paper. Keep the grass for an activity on Thursday.</p>
Wednesday	<p><u>Today's Literacy & mark making challenge:</u> Encourage your child to use the "bear hunt writing proforma" to draw a picture of their own setting and "write" the words underneath. Once they are finished please scribe underneath what their writing says. At this stage we would expect your child's writing to be scribbles, lines, circles that represent writing but at this age it is expected that they should be able to assign meaning to their marks (tell you what they writing/drawing says or represents).</p>	<p><u>Numerals challenge:</u> Today you can either play a game where you roll a dice and take turns to count the spots and write the matching numeral OR as part of an imaginative play game encourage your child to write down different people "phone numbers" using numerals 0-9.</p>			<p><u>Gross motor:</u> Try a physical scavenger hunt today. I suggest choosing ten of your child's favourite toys, showing them which ones then hiding them in challenging places allow you child to run, jump, clamber and climb!</p>

Thursday	<p>Today have a go at making up a new ending for the story... The bit beyond the bed covers! Ask your child... What do you think happens next? If there was a next bit what would it be? Where does the bear go? What does he do? What does the family do next?</p>	<p><u>Today's mark making challenge:</u> Please can you have a go at outdoor mark making with chalk. If you have a home learning pack I will send some home for you if you don't have any please ask.</p>	<p><u>Numerals challenge:</u> Have a go at using your chalk to write a number line outside. Please can you make a number line for your child(ren) to copy underneath.</p>  	<p>Please use this session to complete the mental health activities from Mrs Fagan on the school website. If you haven't had chance yet please do your piece of work to cheer someone up from session four.</p>	<p><u>Fine Motor:</u> Stick your long wavy grass on a background and add some little flowers amongst it using sequins, stickers or pompoms.</p> 
Friday	<p><u>Today's Literacy & mark making challenge:</u> Today please take the time with your child to write up the new story ending you discussed with your child yesterday. You could use the "Bear hunt writing proforma 2" or just a plain piece of paper and get your child to draw a picture of the ending and you explain what their "words" say underneath.</p> 	<p><u>Numerals challenge:</u> Today play "marble bowling" as an excuse for your child to keep score. This set up is easy pen lids for skittles on a baking tray. (you can do bowling with anything you have at home bowl a football at teddies or tennis ball at empty bottles etc). Each time encourage your child to make a mark for each skittle that falls, count the marks and write the correct numeral then encourage them to copy it. You should have a piece of paper for each player (just makes it easier for your child!).</p> 	<p><u>Signs of Spring:</u> Make these lovely signs of spring. You don't need coloured paper plate, any paper plate and some sticky back plastic to catch you finds. Hunt around your garden or head further a field on your daily exercise to find some signs of spring. Lots of dandelions, speedwell, celandines, crocus and more around at the moment. Find some beauty in nature.</p> 	<p><u>Gross Motor:</u> Try a string scavenger hunt. This is great for developing positional language too. Over, under, through, next to, behind... Full instructions are here but basically. weave a ball of "Yarn" all over the place wrapping it loosely around different objects in your house to make a giant web (along the way you could hide cards with the letters of your child's name). The child then has to follow the yarn running their hand along it climbing over under, behind to find the letters of their name.</p> 